



Semiconductor (AC) fuses

American Round Fuses Form 101 Range A30QS



Semiconductor Protection Fuses

A30QS Amp-Trap® Semiconductor Protection fuses are intended for the protection of Power Semiconductor devices such as Diodes, Phase Control SCR's and other Power Semiconductor devices. The A30QS is recommended for new applications providing solutions for your critical protection needs at 300V and less semiconductors.

Features/Benefits

- Low I²t minimizes damage to protected components on short circuit
- Controlled arc voltage reduces stress to circuit components during fuse clearing
- Choice of mounting types helps in equipment design

Ratings

- AC: 1-4500A
300VAC, 200KA I.R.
- DC: 300VDC,
100kA I.R.
L/R= 10ms



Approvals

- UL Recognized Component
- AC: UL Guide No. JFHR2 (35-4500A) CSA

Highlights

- Fast Acting
- Current Limiting
- Low I²t
- Indicator Options Available
- Superior DC Capabilities

Applications

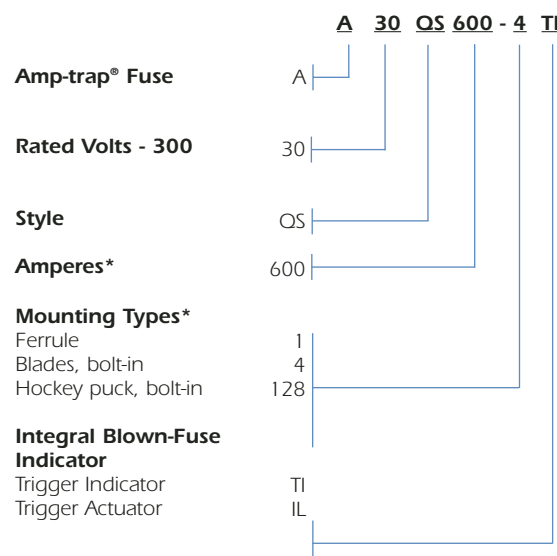
- Protection of 300 volts (or less) heavy duty rectifiers and similar heavy duty power supplies

Single Pole Fuse Blocks for A30QS Fuses



Fuse Ampere Rating	Fuse block	
	Catalog Number	Reference Number
1-30	70316	B223308
31-60	P243G	H222762
61-100	P243	T218517
101-200	P243	T218517
201-400	P243G	H222762
401-700	P243G	H222762

Catalog Numbering System



* For ampere ratings and types not listed, call Technical services.

Semiconductor (AC) fuses



American Round Fuses Form 101 Range A30QS

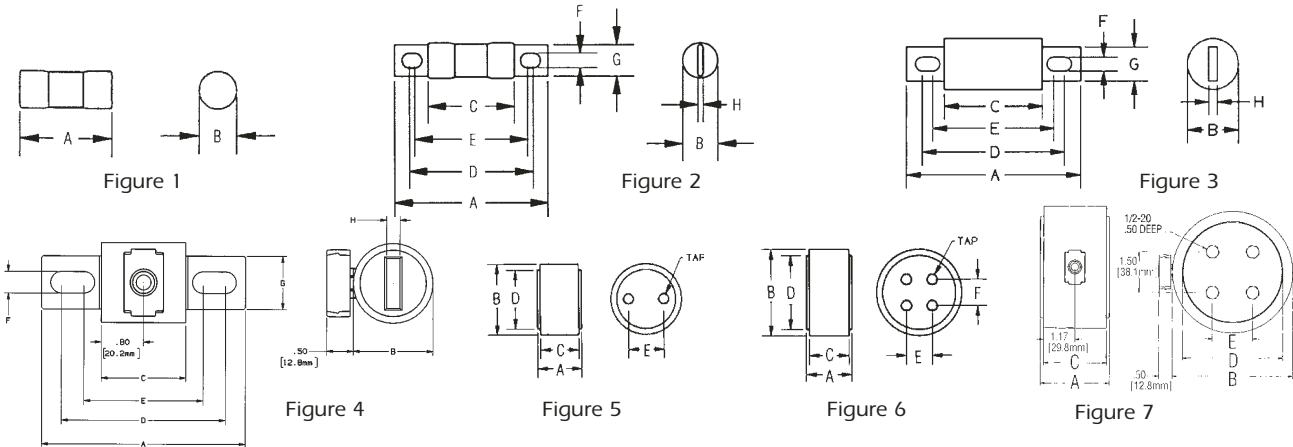
Semiconductor Protection Fuses

Standard Fuse Ampere Ratings, Catalog Numbers

Ampere Rating	Catalog Number	Ref Number	Outline Fig.	Ampere Rating	Catalog Number	Ref Number	Outline Fig.	Ampere Rating	Catalog Number	Ref Number	Outline Fig.
1	A30QS1-1	A230000	1	125	A30QS125-4	L226905	3	1600	A30QS1600-128	W226914	6
2	A30QS2-1	B230001	1	130	A30QS130-4	N226907	3	1800	A30QS1800-128	N230265	6
3	A30QS3-1	C230002	1	150	A30QS150-4	O226909	3	2000	A30QS2000-128	D226921	6
4	A30QS4-1	D230003	1	175	A30QS175-4	Y226916	3	2500	A30QS2500-128	L226928	6
5	A30QS5-1	E230004	1	200	A30QS200-4	A226918	3	3000	A30QS3000-128	O226932	6
6	A30QS6-1	F230005	1	225	A30QS225-4	F226923	3	3500	A30QS3500-128	V226936	6
7	A30QS7-1	G230006	1	250	A30QS250-4	H226925	3	4000	A30QS4000-128	B226942	6
8	A30QS8-1	H230007	1	275	A30QS275-4	A230276	3	4500	A30QS4500-128	F226946	6
10	A30QS10-1	K230009	1	300	A30QS300-4	W226937	3	5000	A30QS5000-128	G226970	6
12	A30QS12-1	L230010	1	350	A30QS350-4	S226934	3				
15	A30QS15-1	M230011	1	400	A30QS400-4	Y226939	3				
20	A30QS20-1	N230012	1	450	A30QS450-4	N226953	3				
25	A30QS25-1	P230013	1	500	A30QS500-4	H226948	3				
30	A30QS30-1	Q230014	1	550	A30QS550-4	L226948	3				
35	A30QS35-4	R230015	2	600	A30QS600-4	D226944	3				
40	A30QS40-4	S230016	2	700	A30QS700-4	V226959	3				
50	A30QS50-4	T230017	2	800	A30QS800-4	C226966	3				
60	A30QS60-4	V230018	2	700	A30QS700-128	T226958	5				
70	A30QS70-4	R226956	3	800	A30QS800-128	A226964	5				
80	A30QS80-4	Y226962	3	1000	A30QS1000-128	G226901	5				
90	A30QS90-4	E226968	3	1200	A30QS1200-128	J226903	5				
100	A30QS100-4	D226898	3	1500	A30QS1500-128	T226912	6				

For Trigger Indicator (TI) and Trigger Actuator (TA) versions, please call us.

For Ampere Rating and styles not listed, call Technical Services



Dimensions

Outline Ref.	Mounting Type	Fig.	Dimensions - Inches (mm)								Tap	
			A	B	C	D	E	F	G	H		
A30QS1 to 30	1		2.00 (51)	0.56 (14)	-	-	-	-	-	-	-	-
A30QS35 to 60	4	2	3.19 (81)	.081 (21)	1.63 (41)	2.50 (64)	2.25 (58)	0.34 (9)	.72 (18)	0.13 (3)	-	-
A30QS70 to 200	4	3	3.13 (80)	1.22 (31)	1.63 (41)	2.44 (62)	2.31 (59)	0.31 (8)	1.00 (25)	0.19 (5)	-	-
A30QS225 70 700	4, 4IL*	3,4*	3.84 (98)	1.50 (38)	1.59 (40)	2.91 (74)	2.28 (58)	0.41 (10)	1.00 (25)	0.25 (6)	-	-
A30QS700 to 1200	128	5	2.59 (66)	3.00 (76)	2.34 (59)	2.50 (64)	1.50 (38)	-	-	-	3/8-24-1/2 Deep (2)	-
A30QS1500 to 2500	128, 128IL*	6, 7*	2.59 (66)	3.50 (89)	2.34 (59)	3.00 (76)	1.50 (38)	1.50 (38)	-	-	3/8-24-1/2 Deep (4)	-
A30QS3000 to 4500	128, 128IL*	6, 7*	2.59 (66)	4.50 (114)	2.34 (59)	3.75 (95)	1.50 (38)	1.50 (38)	-	-	1/2-20-1/2 Deep (4)	-

* Optional (IL) Actuator
12/04



Semiconductor (AC) fuses

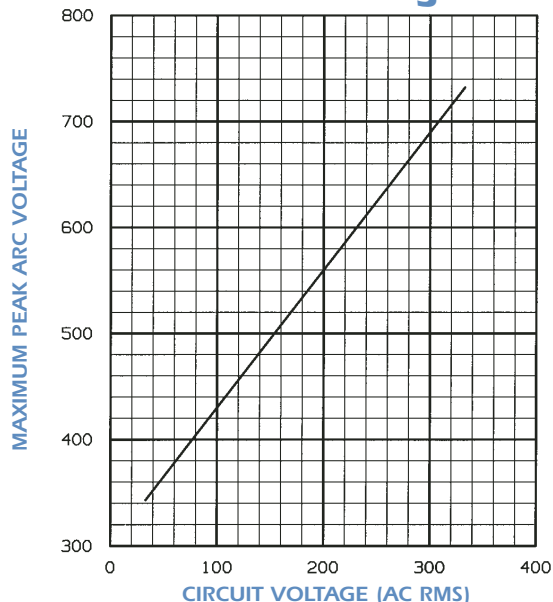
American Round Fuses Form 101 Range A30QS

I²t Data

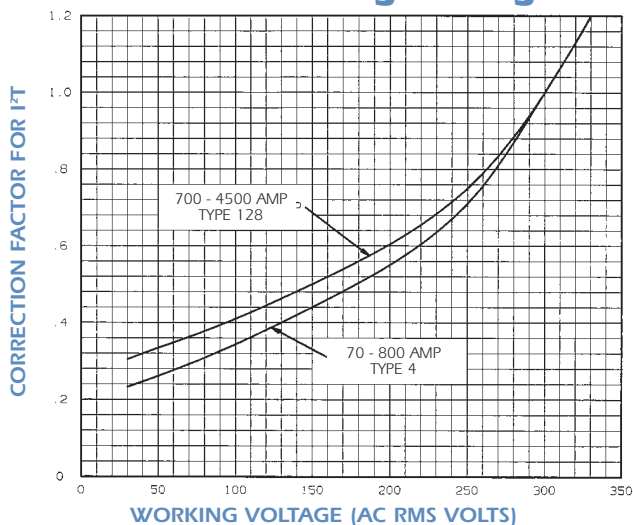
Ampere Rating	Melting I ² t (A ² s X 10 ³)	Max Clearing I ² t	
		@ 250VAC (A ² s X 10 ³)	@ 300VAC (A ² s X 10 ³)
1	0.0001	0.0002	0.0003
2	0.0004	0.0009	0.001
3	0.001	0.0018	0.002
4	0.002	0.0035	0.004
5	0.004	0.007	0.008
6	0.001	0.007	0.010
7	0.001	0.007	0.010
8	0.002	0.010	0.013
10	0.003	0.013	0.018
12	0.004	0.018	0.025
15	0.006	0.032	0.045
20	0.009	0.053	0.075
25	0.017	0.09	0.13
30	0.027	0.15	0.21
35	0.09	0.61	0.90
40	0.13	0.83	1.2
45	0.15	1.0	1.5
50	0.21	1.4	2.0
60	0.29	1.9	2.7
70	0.24	1.2	1.6
80	0.42	1.9	2.6
90	0.53	2.3	3.2
100	0.74	3.0	4.1
125	1.2	4.6	6.3
130	1.2	4.6	6.3
150	1.9	6.8	9.3

Ampere Rating	Melting I ² t (A ² s X 10 ³)	Max Clearing I ² t	
		@ 250VAC (A ² s X 10 ³)	@ 300VAC (A ² s X 10 ³)
175	2.1	7.6	10
200	3.0	11	15
225	3.6	16	22
250	4.4	19	25
275	5.6	23	31
300	6.9	27	37
350	12	45	62
400	16	61	83
450	25	95	130
500	30	120	160
550	36	140	190
600	47	170	230
700	50	190	260
800	67	240	330
900	83	290	380
1000	100	350	460
1200	200	680	880
1500	330	1100	1400
1600	390	1300	1690
1800	450	1500	2000
2000	590	2000	2600
2500	920	3100	4000
3000	1200	3600	4700
3500	1700	5000	6500
4000	2200	6600	8600
4500	2800	8400	11000

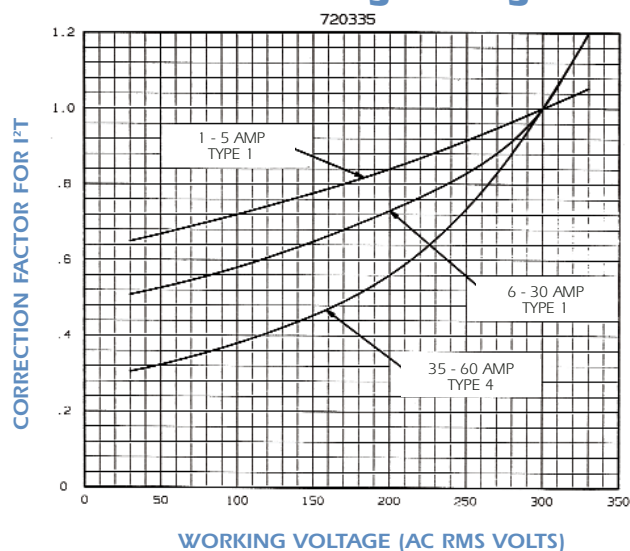
Peak Arc Voltage



I²t vs. Working Voltage



I²t vs. Working Voltage



Semiconductor (AC) fuses



American Round Fuses Form 101 Range A30QS

Semiconductor Protection Fuses

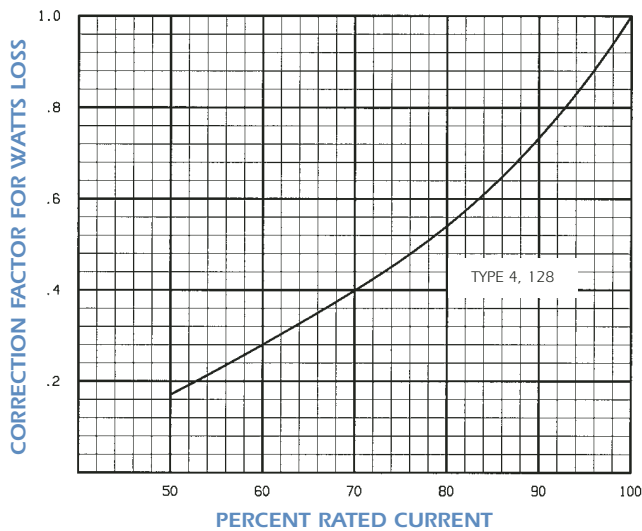
Watts Loss at Rated Current

Ampere Rating	Watts Loss (W)		Ampere Rating	Watts Loss (W)	
	Type 1	Type 4		Type 4	Type 128
1	0.9		175	27	
2	1.0		200	30	
3	1.4		225	33	
4	1.7		250	41	
5	2.0		275	44	
6	2.3		300	47	
7	2.6		350	49	
8	3.0		400	56	
10	4.0		450	53	
12	4.9		500	59	
15	6.4		550	65	
20	8.8		600	69	
25	10.5		700	90	73
30	12.4		800	108	84
35		6.4	900		94
40		7.0	1000		105
45		9.0	1200		110
50		9.9	1500		140
60		11.6	1600		150
70		11	1800		170
80		11	2000		190
90		13	2500		230
100		13	3000		340
125		16	3500		380
130		16	4000		450
150		19	4500		500

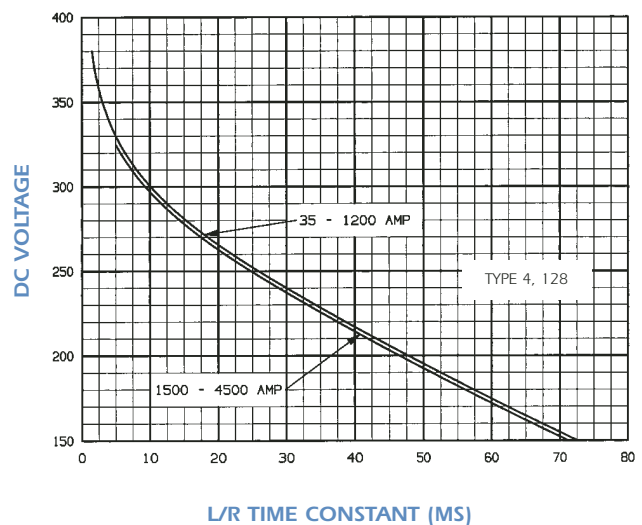
Clearing I²t at 300VDC, 100kA, L/R = 10ms

Ampere Rating	Clearing I ² t (A ² s X 10 ³)	Ampere Rating	Clearing I ² t (A ² s X 10 ³)
35	0.45	450	100
40	0.58	500	130
50	0.96	550	150
60	1.3	600	190
70	1.3	700	200
80	2.1	800	260
90	2.5	900	300
100	3.3	1000	360
125	5.0	1200	710
130	5.0	1500	1200
150	7.5	1600	1400
175	8.3	1800	1600
200	12	2000	2100
225	18	2500	3300
250	20	3000	4300
275	25	3500	5900
300	29	4000	7700
350	50	4500	9900
400	66		

Watts loss vs. Percent Rated Current



DC Voltage Capability vs. Circuit Time Constant (ms)



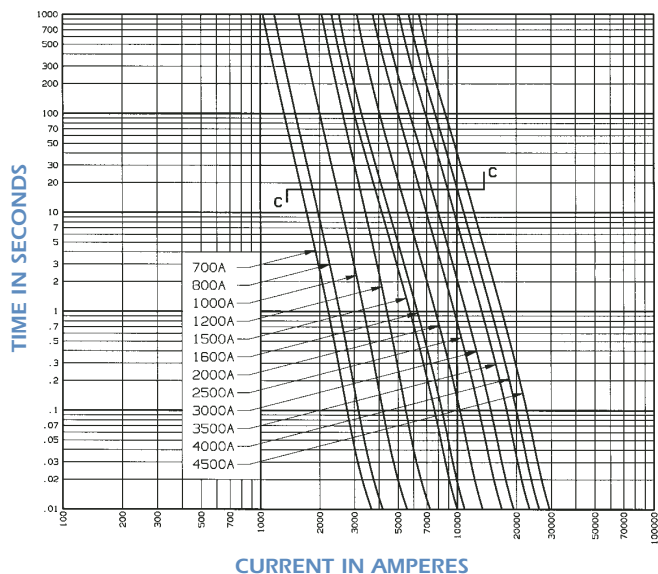


Semiconductor (AC) fuses

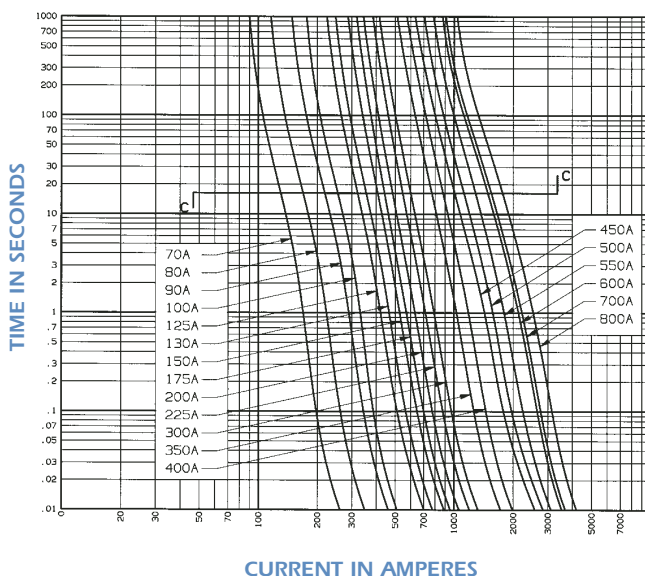
American Round Fuses Form 101 Range A30QS

Semiconductor Protection Fuses

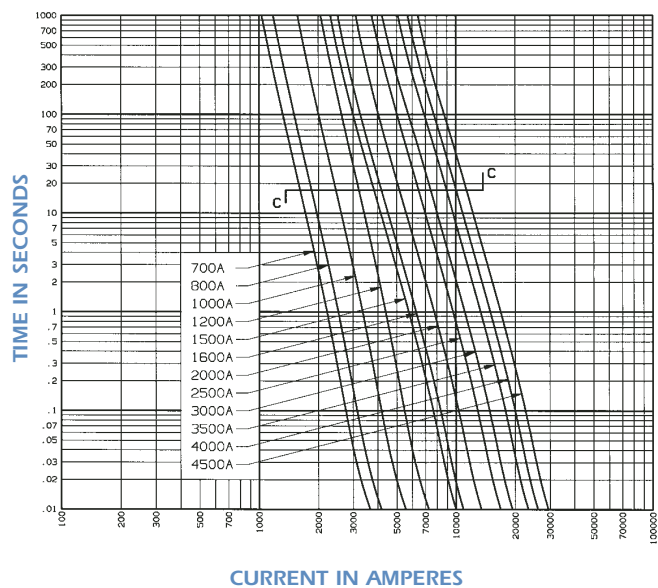
Melting Time - Current Data A30QS 1 to 60



Melting Time - Current Data A30QS 70 to 800



Melting Time - Current Data A30QS 700 to 4500



Peak Let Thru Data

