



# Semiconductor (AC) fuses

## American Round Fuses Form 101 Range A70P



### Semiconductor Protection Fuses

A70P Amp-trap® Form 101 Semiconductor Protection fuses were developed for higher voltage AC and DC drives, UPS systems, reduced voltage motor starters and similar applications where lower I<sup>2</sup>t and superior reliability were needed. A70P is a very popular fuse, available in a wide range of ratings.

### Features/Benefits

- Low I<sup>2</sup>t minimizes damage to protected components on short circuit
- Controlled arc voltage reduces stress to circuit components during fuse clearing
- Choice of mounting types helps in equipment design

### Ratings

- AC: 10-1000A  
700VAC, 100kA I.R.
- DC: 10-800A  
650VDC, 100kA I.R.  
L/R = 10ms

### Approvals

- UL Recognized Component
- AC: GuideNo.JFHR2 (10-1000A)
- DC: Tested to UL Standard 198L Parameters (10-800A)

### Highlights

- Very Fast Acting
- Current Limiting
- Low I<sup>2</sup>t
- Indicator Options Available

### Applications

- Protection of 700V or less DC drives, UPS, inverters, reduced voltage starters, etc.

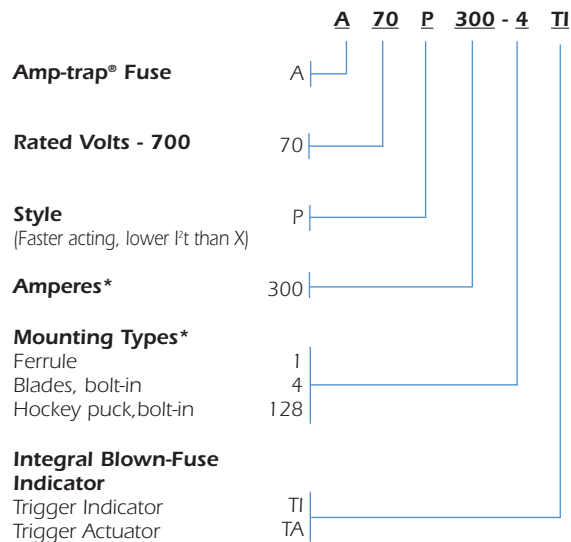


### Single Pole Fuse Blocks for A70P Fuses



Fuse Ampere Rating	Fuse block	
	Catalog Number	Reference Number
10-30 (Type 1)	70316	B223308
31-60	P243C	M219040
61-100	P243C	M219040
101-200	P266A	Y212380
201-400	P266A	Y212380
401-600	P266F	S213410
601-800	1SC375	Q210579B

### Catalog Numbering System



\* For ampere ratings and types not listed, ask sales agent.



## American Round Fuses Form 101 Range A70P

### Semiconductor Protection Fuses Standard Fuse Ampere Ratings

Ampere Rating	Catalog Number	Ref Number	Outline Fig.	Ampere Rating	Catalog Number	Ref Number	Outline Fig.	Ampere Rating	Catalog Number	Ref Number	Outline Fig.
10	A70P10-1	R212811	1	80	A70P80-4	V219990	3	300	A70P300-4	P212809	3
10	A70P10-4	B213326	2	80	A70P80-4TA	L222673	4	350	A70P350-4	C215351	3
15	A70P15-1	F214342	1	80	A70P80-4TI	Z223191	3	400	A70P400-4	L218947	3
15	A70P15-4	C214845	2	90	A70P90-4	J211263	3	400	A70P400-4TA	Y223190	4
20	A70P20-1	D215352	1	100	A70P100-4	J218945	3	400	A70P400-4TI	F200979	3
25	A70P25-1	N216373	1	100	A70P100-4TA	R219987	4	450	A70P450-4	W201522	3
25	A70P25-4	S216883	2	125	A70P125-4	P211774	3	500	A70P500-4	H211262	3
30	A70P30-1	J217404	1	125	A70P125-4TA	N212808	4	600	A70P600-4	H215862	3
30	A70P30-4	R217917	2	150	A70P150-4	A214843	3	600	A70P600-4TA	M216372	4
35	A70P35-4	D214340	3	150	A70P150-4TA	B215350	4	600	A70P600-4TI	R216882	3
40	A70P40-4	Q216881	3	150	A70P150-4TI	F215860	3	700	A70P700-4	M218948	5
40	A70P40-4TA	P217915	4	175	A70P175-4	N217914	3	700	A70P700-4TI	C219468	5
40	A70P40-4TI	W218427	3	200	A70P200-4	K218946	3	800	A70P800-4	G200980	5
50	A70P50-4	W202695	3	200	A70P200-4TA	A219466	4	800	A70P800-4TI	X202696	5
60	A70P60-4	A213325	3	200	A70P200-4TI	S219988	3	900	A70P900-4	D212293	6
60	A70P60-4TA	S213824	4	225	A70P225-4	E200978	3	1000	A70P1000-4	D200977	6
60	A70P60-4TI	E214341	3	250	A70P250-4	V201521	3	1200	A70P1200-4	F211260	7
70	A70P70-4	H217403	3	250	A70P250-4TA	G211261	4				
70	A70P70-4TI	Q217916	3	250	A70P250-4TI	Q211775	3				

For ampere ratings and styles not listed, call Technical Services.



Figure 1

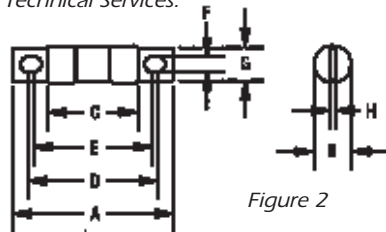


Figure 2

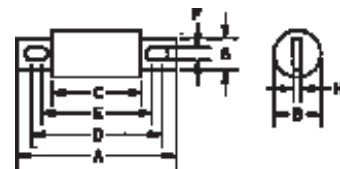


Figure 3

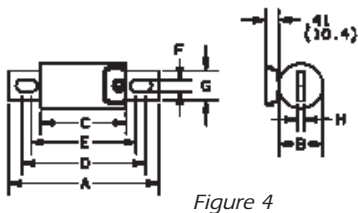


Figure 4

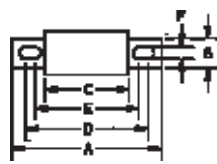


Figure 5

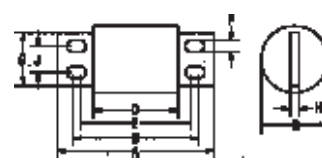


Figure 6

### Dimensions

Outline Reference.	Mounting Type	Fig.	Dimensions - Inches (mm)									
			A	B	C	D	E	F	G	H	J	K
A70P10 to 30	1	1	2.00 (50.8)	.56 (14.2)	-	-	-	-	-	-	-	-
A70P10 to 30	4	2	2.88 (73.2)	.56 (14.2)	1.88 (47.8)	2.50 (63.5)	-	.27 (6.9)	.41 (10.4)	-	-	-
A70P35 to 60	4, 4TA*, 4TI	3, 4*	4.38 (111)	1.00 (25.4)	2.88 (73.2)	3.69 (93.7)	3.56 (90.4)	.31 (7.9)	.75 (19.1)	.06 (1.5)	-	-
A70P70 to 100	4, 4TA*, 4TI	3, 4*	4.38 (111)	1.22 (31.0)	2.88 (73.2)	3.69 (93.7)	3.56 (90.4)	.31 (7.9)	1.00 (25.4)	.19 (4.8)	-	-
A70P125 to 200	4, 4TA*, 4TI	3, 4*	5.09 (129)	1.50 (38.1)	2.84 (72.1)	4.16 (106)	3.53 (89.7)	.41 (10.4)	1.00 (25.4)	.25 (6.4)	-	-
A70P225 to 400	4, 4TA*, 4TI	3, 4*	5.09 (129)	2.00 (50.8)	2.84 (72.1)	4.16 (106)	3.53 (89.7)	.41 (10.4)	1.50 (38.1)	.24 (6.4)	-	-
A70P450 to 600	4, 4TA*, 4TI	3, 4*	7.09 (180)	2.50 (63.5)	2.84 (72.1)	5.25 (133)	4.94 (125)	.53 (13.5)	2.00 (50.8)	.38 (9.7)	-	-
A70P700 to 800	4, 4TI	5	6.81 (173)	2.88 (73.2)	3.31 (84.1)	5.31 (135)	-	.63 (16.0)	2.00 (50.8)	.38 (9.7)	.31 (7.9)	-
A70P900 to 1000	4, 4TI	6	7.59 (193)	3.50 (88.9)	3.84 (97.5)	5.97 (152)	5.22 (133)	.63 (16.0)	2.75 (69.9)	.50 (12.7)	1.38 (35.1)	-
A70P1200	4	7	10.84 (275.4)	4.5 (114.3)	3.84 (97.6)	6.84 (173.7)	5.84 (148.3)	9.34 (237.3)	9.59 (243.6)	3.5 (88.9)	.63 (15.9)	.75 (19.1)

\* Optional Trigger Actuator (TA)